


Fax to:	Customer	
Fax#	Project	
From	Job#	Ship Date
Date	PA Insert Quote/Order#	Page _____ of _____



ATLANTIC CITY
MUNICIPAL UTILITIES AUTHORITY
401 NORTH VIRGINIA AVENUE
PO BOX 117
ATLANIC CITY, NJ 08404-0117

Pennsylvania Insert Corp

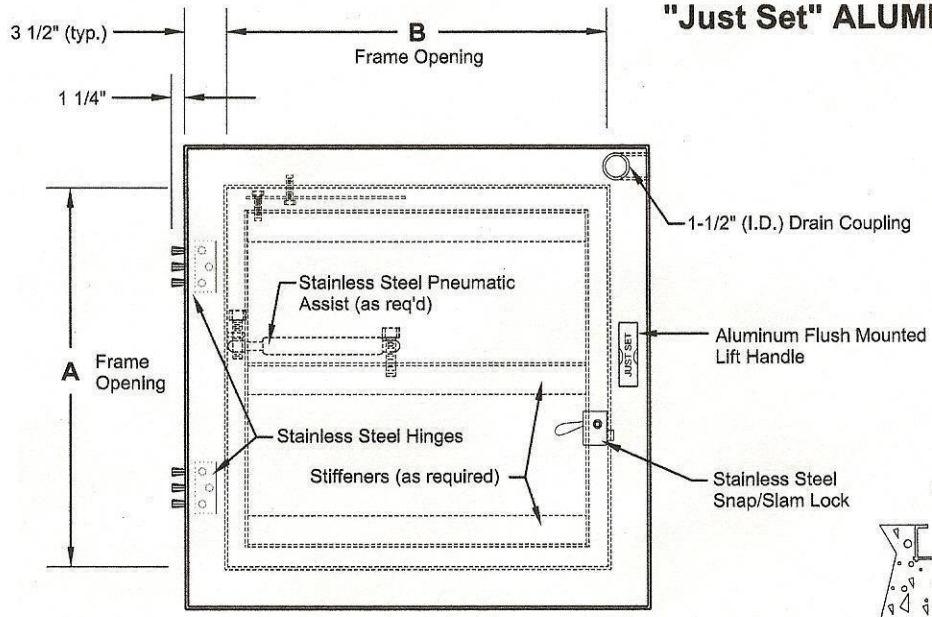
Spring City PA 19475
tel: 610-948-9688
fax: 610-948-9750



2008 APPROVED BY:
MIKE MEGELLA

email: sales@pennsylvaniainsert.com
web: www.pennsylvaniainsert.com

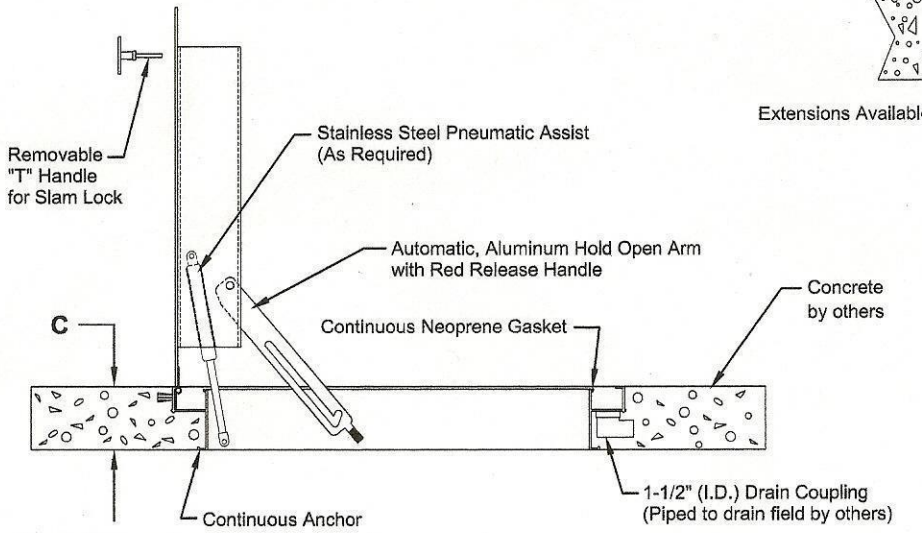
"Just Set" ALUMINUM DOOR, STANDARD DUTY, SINGLE LEAF - TROUGH FRAME



- 1/4" Diamond Plate Lid Reinforced for 300 lb/ft² live load
- 6" Drain Trough Frame with Gasket
- Protective Barrier where Concrete meets Aluminum
- Continuous Anchor to Lock Frame into Concrete
- Stainless Steel Pneumatic Spring as required
- Stainless Steel Hinges
- Stainless Steel Hardware
- Type 316 Stainless Steel Snap Lock
- 1-1/2" (I.D.) Drain Coupling
- Automatic Hold Open Arm with Red Release Handle
- Flush Mounted Lift Handle

STANDARD DIMENSIONS				
QTY	A	B	C	STOCK#
	24"	24"	6.00"	ATS2424S
	30"	30"	6.00"	ATS3030S
	36"	24"	6.00"	ATS3624S
	36"	30"	6.00"	*ATS3630S
	36"	36"	6.00"	*ATS3636S
	42"	42"	6.00"	*ATS4242S
	48"	36"	6.00"	*ATS4836S
	48"	48"	6.00"	*ATS4848S

An asterisk (*) next to stock number = stainless steel pneumatic spring is standard.



OPTIONS

- Frame Extension for _____" Slab
- Insulation
- Safety Chains & Posts
- Stainless Steel Compression Assist
- Anodizing

LOCK OPTIONS

- Staple For Padlock
- Recessed Hasp
- Keyed Deadbolt Lock
- Pentahead Lock
- Heavy Duty Security Lock

**Installation shall be in accordance with manufacturer's instructions

NO SCALE

06/15/04